

# QUARTERLY PROGRESS-TO-DATE REPORT FOR BACHELOR GULCH METROPOLITAN DISTRICT

DATED: 10/01/2024

The District is committed to providing equitable access to all Coloradans. Our ongoing accessibility effort works towards the day when all District services, programs, and activities are accessible, providing equal access to information and services to all Coloradans.

To that end, the District has a plan to prioritize, evaluate, remediate and continuously improve every digital touchpoint within our services, programs, and activities. Below, you'll find just some of the measures that the District is undertaking.

## Our Efforts

- We have conducted review of our front facing pages for accessibility and are addressing any identified failures.
- We have begun an inventory of our digital content to identify items in need of remediation and will engage a third-party vendor to remediate documents.
- We have provided contact information for receiving accessibility feedback and accommodation requests.
- We will continue to update this report on a quarterly basis.

## Our Current Status

The District is at the following accessibility maturity level for 2024.

| Check One | Stage     | Criteria   |
|-----------|-----------|--|
|           | Inactive  | No awareness and recognition of need. At this stage organizations are inventorying their technology, have begun to make investments, etc.... |
|           | Launch    | Recognized need organization-wide. Planning initiated, but activities not well organized.  |
| X         | Integrate | Roadmap including timeline is in place, overall organizational approach defined and well organized.  |
|           | Optimize  | Incorporated into the whole organization, consistently evaluated, and actions taken on assessment outcomes.                                  |

The District is at this stage due to timing with the engagement of vendors to assist in improving accessibility. The vendors have been engaged and are beginning the work necessary.

### **Our Goal**

The District has a plan in place with a goal to have all digital content remediated by July 1, 2025.

# Bachelor Gulch

## Web Accessibility and Risk Report

Prepared on 09/25/2024 - 02:48 PM



[Home](#)

[Financials](#)

[Elections](#)

[Minutes](#)

[Contact Us](#)

## Welcome to the Bachelor Gulch Metropolitan District

This website is provided as a tool to keep the taxpayers of the Bachelor Gulch Metropolitan District informed of District matters. To continually improve our communication through our website, we welcome your comments and suggestions.

### Important Declarations

[Bachelor Gulch Accessibility Statement](#)

[Quarterly Progress July 2024](#)

## Meeting Information

Regular Meetings will be held via Zoom conference call. By clicking on the specific Meetings/Notice & Agenda you can access the Zoom call information. By clicking Meetings you can access the calendar with all of the 2024 meeting information.

[September 25, 2024 Meeting notice and Agenda](#)



[Zoom Meeting Link](#)

Meeting ID: 827 1779 9926

### What you'll find in this report:

- [1. Your current accessibility report / risk snapshot](#)
- [2. Top accessibility issues on your site](#)
- [3. Pages that need to be fixed](#)
- [4. Your timeline to reach accessibility](#)
- [5. Your monthly progress tracker](#)

Created by districts  
for districts ❤️



## 1. Your current accessibility / risk snapshot

Overall accessibility and risk score



Your current accessibility & risk rating score: **94/100 (FAIL)**







It appears your website needs a bit of work to reach accessibility, but don't worry you're not alone. Countless other districts are in the same boat. The most important thing to do is set up a plan to reach compliance.

### Why is 100% compliance critical?

- More than **2,403 districts** have been affected by an accessibility action. About 6% of all districts in the US, including county-dependent districts have been fined, received demand letters, or gotten Department of Justice Office of Civil Rights (OCR) letters for website ADA violations in the US. **That number is expected to exceed 4,000 (10%) by the end of 2024.**
- **The number of lawsuits rose 56% in 2021, and the penalties for noncompliance are rising fast** –averaging \$4,000 for an ADA claim in 2019 to \$39,000 in 2022. It's a situation that The Wall Street Journal calls "very perilous" in a [recent article](#).
- **Very few if any**, special district insurance policies even partially cover the costs of web accessibility issues.

## 2. Top accessibility issues found on your site







Accessibility issues come in all shapes and sizes. Some are more obvious to the naked eye like "color contrast issues". However, others are more structural in nature and related to the code that's on your site. These types of issues affect how screen readers interpret your content. Here's what we found on your site:

| Your accessibility issues  | Total |
|--|-------|
|  <a href="#">Links do not have a discernible name</a>                                      | 14    |
|  <a href="#">Links rely on color to be distinguishable.</a>                                | 3     |
|  <a href="#">ARIA IDs are not unique</a>   | 2     |
|  <a href="#">Background and foreground colors do not have a sufficient contrast ratio.</a> | 1     |
|  <a href="#">Identical links do not have the same purpose.</a>                             | 1     |
|  <a href="#">Document does not have a main landmark.</a>                                   | 1     |

[How to fix these issues](#)

## 3. Pages that need to be fixed

The following pages on your site require remediation to become ADA compliant. We recommend using Google Analytics to discover which of these pages currently receive the most web traffic and starting there.

| Page(s)   | Score   |
|---|---|
|  <a href="#">Bachelor Gulch Metro District</a>              |  |
|  <a href="#">Financials – Bachelor Gulch Metro District</a> |  |
|  <a href="#">Elections – Bachelor Gulch Metro District</a>  |  |

-  [Minutes – Bachelor Gulch Metro District](#)
-  [Maps – Bachelor Gulch Metro District](#)
-  [Contact Us – Bachelor Gulch Metro District](#)
-  [Accessibility Statement – Bachelor Gulch Metro District](#)
-  [Email Protection | Cloudflare](#)

- 96
- 96
- 96
- 89
- 93

How to fix these pages

## 4. Your timeline to reach accessibility


Obviously, **timeline is the big question**. While we don't know all the ins and outs of your organization or tech stack, we do know the major factors that can affect the timeline of your accessibility plan. We've laid out the known factors and a couple of scenarios below that would get you back to compliance and away from risk.

### Factors for your timeline


|  |                                   |
|--|-----------------------------------|
| Factor 1: Your CMS   | Network Solutions Website Builder |
| Factor 2: The type of errors on your site                                    | Structural + Presentational       |
| Factor 3: The volume of errors on your site                                  | 22                                |
| Factor 4: The amount of time your staff has available to work on remediation | Unknown                           |

### Estimated Remediation Scenarios


#### Option 1: Do it yourself

 Between 45 - 90 days of hands-on remediation.  
Plan for dedicated developer and staff time each week.  
[Share this report with your web developer](#)

#### Option 2: Hire a remediation service

 Custom quote required for timeline.  
Plan for an in-depth audit, a full website remediation project, and ongoing fees (in addition to current website and hosting).

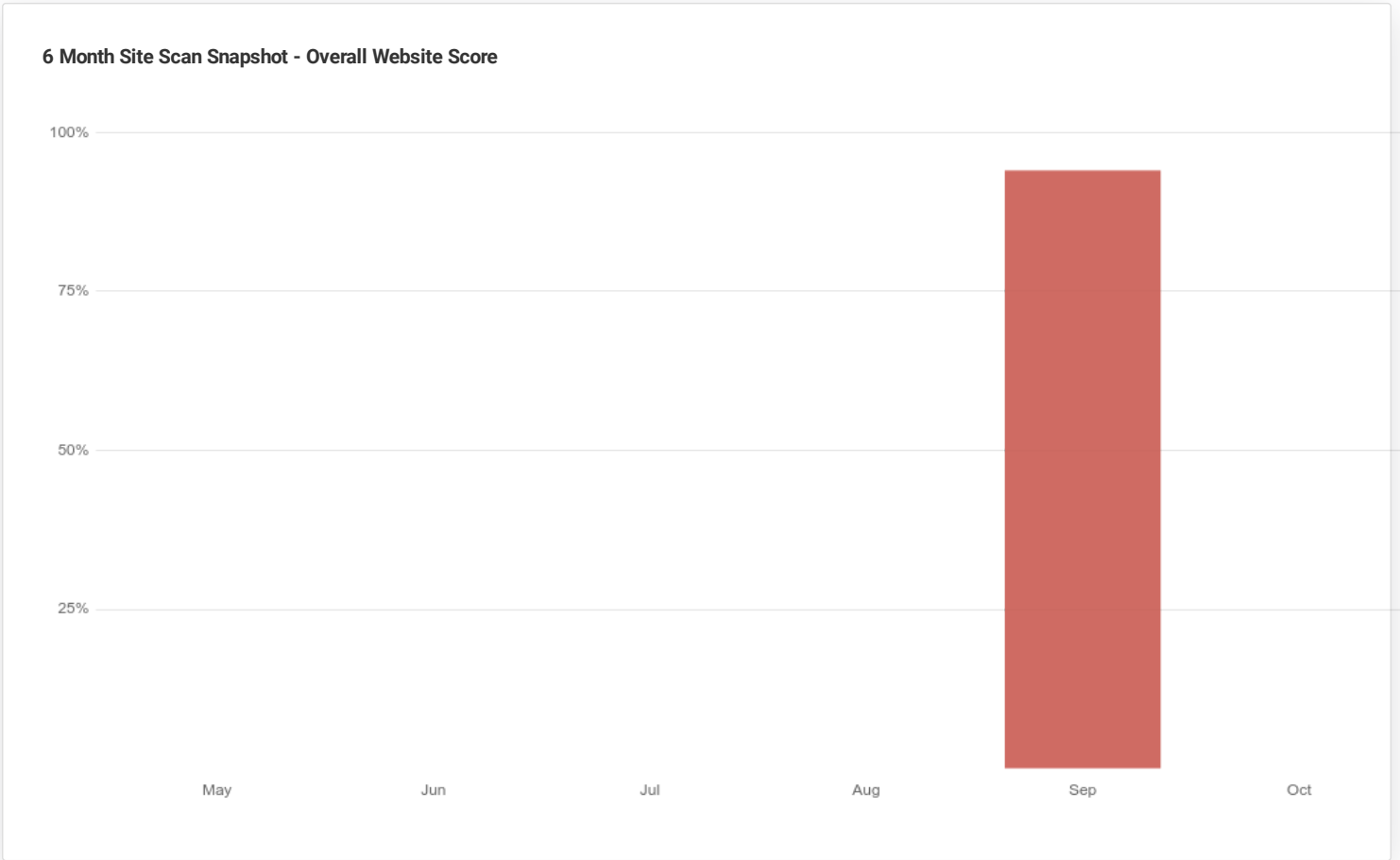
#### Option 3: Use an accessible-first website platform

 Our special district website partner [Streamline](#) will convert your site to a fully-compliant platform for you.  
Plan for 1 hour of staff training. Includes ongoing accessibility, state compliance tools, indemnification against ADA claims, and unlimited support.

[Get a Quote](#)

## 5. Your monthly progress tracker

Charting your progress is a key component of remediation. To make this step easy for you, we'll record up to 6 months of accessibility metrics for your site below. Feel free to [share this report](#) with your team or board members.



| Month                          | Overall |
|--------------------------------|---------|
| <a href="#">September 2024</a> | 94      |